

.BF Base Frame

Power range **10-3000 kVA**

Generating sets 1500-1800 RPM - 50/60Hz - 400-230 V/480-277 V



**Designed for
the industry**



**Wide choice
of engines**



**Factory
tested**

**Generating sets
designed to offer
power supply solutions**

The BF series generators
offer a wide range
of power and engine brands

www.elcos.net

.BF

Power range **10-3000 kVA**

Power generators 1500-1800 RPM - 50/60Hz - 400-230 V/480-277 V



EU Standards
Compliant



**Diesel Generators base frame
for genset room or Containers**

BF generators are the optimal choice for applications in the industrial fields. All BF Generators are factory tested.



**Safe for the operator and
easy to maintain**

All operations, such as use, commissioning and maintenance are carried out in complete safety, thanks to all the protection devices.



**Fully customizable to fit
all needs**

Thanks to a wide range of accessories we can configure the generator to be perfectly suited to your needs.

Engine and Alternator Brands

YANMAR

Perkins



SCANIA

KOHLER.
IN POWER. SINCE 1920.

FPT
POWERTRAIN TECHNOLOGIES



Baudouin



VOLVO
PENTA



DOOSAN

STAMFORD



Marelli Motori

LINZ
ELECTRIC

meccalte



Electric power supply solutions



The range of Elcos Base Frame Generators offers a reliable energy source for industrial use.

Often used as a primary source of supply in self-production installations or as a mains emergency back-up system.

The range of ELCOS Base Frame Generators allows management in parallel, stand alone or as master and slave modes.

The BF range covers the reference power from 10 to 3000 kVA, equipped with premium engines and alternators brand.

Applications

These generators can be used in a variety of applications, such as:



-Industries



-Data Centers



-Hotels



-Residential areas



-Hospitals

-Airports

-Malls

-Farms

-Livestocks Farms


-Military sites

-Oil & Gas

.BF

Power range **10-3000 kVA**

Power generators 1500-1800 RPM - 50/60Hz - 400-230 V/480-277 V



Wiring

excellent degree of resistance with plug in connectors



Engine heater

for easier cranking in cold environment



Automatic stop system

due to lack of fuel



Tank filler

with wide dimensions for easy refuelling



Anti-vibration pads

attenuate the vibrations caused by the unit



Integrated tank
with oversized collection
tank (optional)



**External tank
connections**
standard feature in
models without tank
from 750 kVA upwards



Silenced muffler
supplied in standard
configuration, it reduces
engine exhaust noise



Battery holder
designed to facilitate
maintenance and replace




Lifting lugs
allow lifting of the
machine, as standard
from 750 kVA upwards



Base frame
supports the machine
and allows an easy
handling



Rotating part guards
to prevent injuries
to the user



**Command
and control panel**

**Magneto-thermal
switch**



Heat part guards

**Pre-drilled frame
for anchoring to the ground**



Engine Liquids
-20 °C oil and antifreeze



**Alternator with switch
on board**
for a comfortable and
safe connection



Connection copper bars
where provided they
allow to connect more
cables on the same phase



**Lead-acid starter
battery**
supplied pre-charged
ready to use



Oil change pump
it facilitates oil change

QPE

POLYVALENT PANEL

Applications

- ◆ Auto-production (island)
- ◆ Emergency to the mains

MC4# evo



Variant +011

Without integrated switching

With this variant the SWITCHING is externally managed through separate ATS panels (optional).

→ Controls

- Manual start up and stop
- Automatic start up and stop from AMF
- Start up and stop through contact
- Fuel pump control
- Lock ● Reset
- Programmable automatic test
- Emergency stop button
- Main counter command closed
- G.s. counter command closed

→ Engine Measures

- Engine RPM*
- Engine oil pressure BAR
- Engine oil temperature*
- Engine oil level*
- Cooling system pressure*
- Cooling system temperature°C
- Coolant level %
- Fuel consumption*
- Fuel level %
- Total operating hours
- Partial operating hours (resettable)
- Hours to maintenance
- Battery charger voltage
- Start up counter

→ Communication Interfaces

- CAN-BUS communication
- USB port for saving parameters and firmware updates
- RS485 serial output

→ Equipment

- Microprocessor logic
- Backlit refractive display
- 16-event alarm history list
- Multi-language management
- Troubleshooting with suggestions

→ Alternator Measures

- Genset voltage three-phase
- Genset star voltage RN.SN.TN.
- Genset three-phase current
- Genset frequency
- Genset apparent power KVA
- Genset actual power KW
- Genset reactive power KWr
- Genset KWh
- Genset power factor cosφ

→ Main Measures

- Mains voltage RST
- Mains frequency

→ Signals/Protections

- Failed to start
- Failed to stop
- Low oil level*
- Low oil pressure
- Minimum oil pressure (pre-alarm)
- Low cooling liquid level
- Very high cooling liquid level
- High temperature (pre-alarm)
- Generator battery charger
- No fuel
- Low fuel level (pre-alarm)
- Start up
- Stop
- Fuel pump running
- Battery connected
- Battery charging
- Battery undervoltage
- Battery overvoltage
- Genset overvoltage
- Genset undervoltage
- Genset overload
- Genset short circuit
- Genset maximum frequency
- Genset minimum frequency
- Genset connected
- Genset contactor closed
- Circuit breaker protection
- Mains connected
- Mains overvoltage
- Mains undervoltage
- Mains contactor closed
- Emergency button pressed



QLE

EMERGENCY PANEL

Applications

- ◆ Emergency to the mains

MC2



Variant +011

Without integrated switching

With this variant the SWITCHING is externally managed through separate ATS panels (optional).

→ Controls

- Manual start up and stop
- Automatic start up and stop from AMF
- Test NO load with external timer
- Remote start from dry-contact
- G.S. locked from external
- Emergency stop button
- Mains counter command closed
- Genset counter command closed

→ Engine Measures

- Fuel level %
- Total operating hours
- Battery charger voltage
- Start up counter
- Engine speed

→ Alternator Measures

- Gen set voltage three-phase RST
- Gen set star voltage RN.SN.TN.
- Gen set frequency

→ Main Measures

- Mains voltage RST
- Mains frequency

→ Equipment

- Microprocessor logic
- Backlit refractive display
- 10 events alarm history list
- Icons management
- Troubleshooting with suggestions

→ Protections/Alarms

- Failed to start
- Failed to stop
- Low oil pressure
- High temperature
- Generator battery charger
- Fuel reserve (Warning)
- No Fuel (Shutdown)
- Genset overvoltage
- Genset undervoltage
- Genset maximum frequency
- Genset minimum frequency
- Phase rotation

→ Signals

- Start up
- Stop
- Battery connected
- Battery charging
- Battery undervoltage
- Battery overvoltage
- Genset connected
- Mains connected
- Mains overvoltage
- Mains undervoltage
- Emergency button pressed
- Cumulative alarm
- Fuel reserve
- No fuel





50 HZ 60 HZ



50 HZ 60 HZ



BRAND



CODE



COOLING



STAGE



GOVERNOR



L x W x H



WEIGHT kg



TANK lt



LOAD@75%-h



SWITCH A

10 kVA

GE.PK.011\010.BF	10	-	9	-	Perkins	403A-11G1	W50°	Stage 0	M	140x80x118	495	85	37	16
GE.YA.011\010.BF	11	12	10	11	Yanmar	3TNV76	W50°	Stage 3A	M	140x80x118	408	85	48	16

13 kVA

GE.DZ.014\013.BF	14	16	13	15	Deutz	F2M 2011	Oil	Stage 2	M	140x80x118	536	85	33	20
GE.DZA.014\013.BF	14	16	13	15	Deutz	F2L 2011	Air	Stage 2	M	140x80x118	515	85	32	20
GE.PK.016\013.BF	15	-	13	-	Perkins	403A-15G1	W50°	Stage 0	M	140x80x118	506	85	31	20

15 kVA

GE.BD.017\015.BF	17	-	15	-	Baudouin	4M06G17/5	W50°	Stage 0	M	140x80x118	608	85	23	20
GE.PK.017\015.BF	17	19	15	17	Perkins	403A-15G2	W50°	Stage 0	M	140x80x118	512	85	28	20
GE.YA.017\015.BF	17	19	15	17	Yanmar	3TNV88	W50°	Stage 3A	M	140x80x118	472	85	33	20

20 kVA

GE.BD.022\020.BF	21	-	20	-	Baudouin	4M06G22/5	W50°	Stage 0	E	150x80x122	637	85	19	32
GE.DZ.021\020.BF	22	25,3	21	24	Deutz	F3M 2011	Oil	Stage 2	M	150x80x122	614	85	21	32
GE.DZA.021\020.BF	22	25,3	21	24	Deutz	F3L 2011	Air	Stage 2	M	150x80x122	592	85	21	32
GE.PK.022\020.BF	22	-	20	-	Perkins	404A-22G1	W50°	Stage 0	M	150x80x122	592	85	22	32
GE.PK3A.021\020.BF	21	27	20	24	Perkins	404D-22G	W50°	Stage 0	M	150x80x122	592	85	22	32
GE.YA.022\020.BF	22	25	20	23	Yanmar	4TNV88	W50°	Stage 3A	M	150x80x122	522	85	22	32

25 kVA

GE.CU.030\027.BF	27,5	-	25	-	Cummins	X2.5G2	W50°	Stage 0	M	170x80x127	656	85	18	40
-------------------------	------	---	----	---	---------	--------	------	---------	---	------------	-----	----	----	----

30 kVA

GE.BD.035\032.BF	35	-	32	-	Baudouin	4M06G33/5	W50°	Stage 0	E	170x80x127	716	85	16	50
GE.CU.033\030.BF	33	-	30	-	Cummins	X3.3G1	W50°	Stage 0	M	170x80x127	713	85	14	50
GE.DZ.035\030.BF	35	37,5	30	35,7	Deutz	F4M 2011	Oil	Stage 2	M	170x80x127	736	85	16	50
GE.DZA.035\030.BF	35	37,5	30	35,7	Deutz	F4L 2011	Air	Stage 2	M	170x80x127	714	85	15	50
GE.PK.034\031.BF	33	38	30	35	Perkins	1103A-33G	W50°	Stage 0	M	170x80x127	839	85	16	50
GE.YA.037\033.BF	37	38	33	35	Yanmar	4TNV98	W50°	Stage 3A	M	170x80x127	678	85	17	50

40 kVA

GE.BD.044\040.BF	44	-	40	-	Baudouin	4M06G44/5	W50°	Stage 0	E	170x80x127	725	85	13	63
GE.CU.044\040.BF	44	-	40	-	Cummins	S3.8G4	W50°	Stage 0	M	170x80x127	889	85	12	63
GE.DZ.044\040.BF	44	50	40	48	Deutz	BF4M 2011	Oil	Stage 2	M	170x80x127	748	85	14	63
GE.DZA.044\040.BF	42	50	40	48	Deutz	BF4L 2011	Air	Stage 2	M	170x80x127	740	85	11	63
GE.YA.044\040.BF	44	49	40	46	Yanmar	4TNV98T	W50°	Stage 2	M	170x80x127	697	85	13	63



50 HZ 60 HZ



50 HZ 60 HZ



BRAND



CODE



COOLING



STAGE



GOVERNOR



L x W x H



WEIGHT kg



TANK It



LOAD @75%-h



SWITCH A

50 kVA

GE.AI.056\051.BF	55	-	50	-	FPT	N45AM2	W50°	Stage 0	M	200x100x140	879	110	12	80
GE.BD.055\050.BF	55	-	50	-	Baudouin	4M06G55/5	W50°	Stage 0	E	200x100x140	745	110	13	80
GE.CU.055\050.BF	55	63	50	56	Cummins	S3.8G6	W50°	Stage 0	M	200x100x140	911	110	12	80
GE.DZA.050\047.BF	50	57	47	54	Deutz	F4L 914	Air	Stage 0	M	200x100x140	759	110	15	80
GE.PK.051\046.BF	50	60	45	54	Perkins	1103A-33TG1	W50°	Stage 0	M	200x100x140	950	110	14	80

60 kVA

GE.AI.066\060.BF	66	73	60	66	FPT	N45SM1A	W50°	Stage 2	M	200x100x140	975	110	12	100
GE.BD.065\060.BF	66	-	60	-	Baudouin	4M11G70/5	W50°	Stage 0	E	200x100x140	1127	110	10	100
GE.CU.066\060.BF	66	-	61	-	Cummins	S3.8G7	W50°	Stage 0	M	200x100x152	1028	110	10	100
GE.DZ.066\060.BF	65	-	62	-	Deutz	BF4M 2011C	Oil	Stage 2	M	200x100x152	875	110	12	100
GE.DZA.066\060.BF	65	74	60	66	Deutz	F6L 912	Air	Stage 0	M	200x100x152	1040	110	12	100
GE.PK.067\061.BF	66	75	60	69	Perkins	1103A-33TG2	W50°	Stage 0	M	200x100x140	996	110	11	100

80 kVA

GE.AI.090\080.BF	90	99	80	90	FPT	N45SM3	W50°	Stage 0	M	200x100x140	1118	110	8	125
GE.BD.090\082.BF	90	-	82	-	Baudouin	4M11G90/5	W50°	Stage 0	E	200x100x150	1270	110	9	125
GE.DZ.080\075.BF	81	92	76	81	Deutz	BF4M 2012 C	W50°	Stage 2	M	200x100x152	1115	110	10	125
GE.DZA.080\073.BF	77	89	73	85	Deutz	F6L 914	Air	Stage 0	M	200x100x152	1072	110	10	125
GE.PK.088\080.BF	88	100	80	90	Perkins	1104A-44TG2	W50°	Stage 0	M	200x100x140	1192	110	8	125
GE.VO.094\085.BF	95	97	85	86	Volvo	TAD 530 GE	W50°	Stage 2	M	200x100x152	1234	110	9	125

100 kVA

GE.AI.110\100.BF	110	121	100	110	FPT	N45TM2A	W50°	Stage 2	M	200x100x152	1191	110	7	160
GE.BD.110\100.BF	110	-	100	-	Baudouin	4M11G110/5	W50°	Stage 0	E	200x100x150	1337	110	7	160
GE.DZ.110\105.BF	108	117	102	112	Deutz	BF4M1013EC	W50°	Stage 2	M	240x110x170	1146	250	14	160
GE.DZA.110\100.BF	105	-	100	-	Deutz	BF6L 914	Air	Stage 2	M	200x100x152	1154	110	7	160
GE.PK.110\100.BF	110	125	100	112	Perkins	1104C-44TAG2	W50°	Stage 2	E	200x100x140	1226	110	7	160
GE.VO.110\100.BF	110	115	100	103	Volvo	TAD 531 GE	W50°	Stage 2	M	240x110x170	1287	250	16	160



50 HZ 60 HZ



50 HZ 60 HZ



BRAND



CODE



COOLING



STAGE



GOVERNOR



L x W x H



WEIGHT kg



TANK lt



LOAD @ 75% h



SWITCH A

130 kVA

GE.AI.131\120.BF	135	140	120	130	FPT	N45TM3	W50°	Stage 0	M	240x110x165	1322	250	12	250
GE.BD.150\135.BF	150	-	135	-	Baudouin	6M11G150/5	W50°	Stage 0	E	270x120x160	1573	250	11	250
GE.CU.150\135.BF	150	170	136	150	Cummins	6BTAA5.9G6	W50°	Stage 0	E	240x110x170	1538	250	10	250
GE.DZ.130\120.BF	130	132	120	120	Deutz	BF4M1013FC	W50°	Stage 2	M	240x110x170	1254	250	14	250
GE.PK.151\137.BF	150	169	135	152	Perkins	1106A-70TG1	W50°	Stage 0	M	240x110x170	1545	250	12	250
GE.VO.150\135.BF	144	151	130	135	Volvo	TAD 532 GE	W50°	Stage 2	E	240x110x170	1488	250	12	250

150 kVA

GE.AI.176\165.BF	176	187	165	170	FPT	N67TM4	W50°	Stage 0	M	240x110x165	1517	250	9	250
GE.BD.165\150.BF	165	-	150	-	Baudouin	6M11G165/5	W50°	Stage 0	E	270x120x160	1611	250	10	250
GE.CU.176\160.BF	170	-	155	-	Cummins	6BTAA5.9G7	W50°	Stage 0	E	270x120x180	1621	250	9	250
GE.DW.170\150.BF	170	200	150	185	Doosan	DP086TA	W50°	Stage 2	E	240x110x165	1715	250	10	250
GE.DZ.160\150.BF	162	180	150	171	Deutz	BF6M1013EC	W50°	Stage 2	M	270x120x180	1477	250	11	250
GE.PK.166\150.BF	165	188	150	168	Perkins	1106A-70TAG2	W50°	Stage 0	M	270x120x165	1691	250	11	250
GE.VO.165\150.BF	165	172	150	155	Volvo	TAD 731 GE	W50°	Stage 2	M	270x120x170	1694	250	10	250

180 kVA

GE.VO.205\185.BF	205	227	185	203	Volvo	TAD 732 GE	W50°	Stage 2	E	270x120x180	1816	250	9	400
-------------------------	-----	-----	-----	-----	-------	------------	------	---------	---	-------------	------	-----	---	-----

200 kVA

GE.AI.221\201.BF	220	234	200	210	FPT	N67TM7	W50°	Stage 0	M	240x110x165	1688	250	7	400
GE.BD.220\200.BF	220	-	200	-	Baudouin	6M16G220/5	W50°	Stage 0	E	270x120x160	2095	250	8	400
GE.DW.220\200.BF	225	250	200	230	Doosan	P086TI	W50°	Stage 2	E	270x120x195	1926	250	8	400
GE.DZ.225\205.BF	226	250	205	220	Deutz	BF6M 1013FCG3	W50°	Stage 2	E	270x120x180	1675	250	8	400
GE.PK.220\200.BF	220	-	200	-	Perkins	1106A-70TAG4	W50°	Stage 0	E	270x120x165	1817	250	8	400
GE.VO.225\205.BF	225	252	205	226	Volvo	TAD 733 GE	W50°	Stage 2	E	270x120x180	1987	250	8	400

250 kVA

GE.AI.275\250.BF	275	290	250	260	FPT	N67 TE8W	W50°	Stage 0	E	270x120x180	1854	250	7	400
GE.BD.275\250.BF	275	-	250	-	Baudouin	6M16G275/5	W50°	Stage 0	E	300x115x190	2461	400	10	400
GE.DW.250\230.BF	250	285	230	250	Doosan	DP086LA	W50°	Stage 2	E	270x120x180	2027	250	7	400
GE.DZ.275\250.BF	279	300	250	260	Deutz	TCD 2013 L06 4V	W50°	Stage 2	E	270x120x180	2126	250	7	400
GE.PK.275\250.BF	275	-	250	-	Perkins	1206A-E70TTAG3	W50°	Stage 0	E	270x120x180	1935	250	7	400
GE.VO.275\250.BF	275	287	250	255	Volvo	TAD 734 GE	W50°	Stage 2	E	270x120x180	2078	250	7	400



GE.BF

Power Generators 250 - 400 kVA

1500/1800 RPM DIESEL
50 /60 HZ 400-230 V/480-277 V



50 HZ 60 HZ



50 HZ 60 HZ



BRAND



CODE



COOLING



STAGE



GOVERNOR



L x W x H



WEIGHT kg



TANK lt



LOAD @ 75% h



SWITCH A

275 kVA

GE.DW.300\275.BF	300	335	275	300	Doosan	P126TI	W50°	Stage 2	E	300x135x190	2594	400	10	400
-------------------------	-----	-----	-----	-----	--------	--------	------	---------	---	-------------	------	-----	----	-----

300 kVA

GE.AI.332\305.BF	332	363	305	330	FPT	C87TE4	W50°	Stage 0	E	305x135x188	2726	400	8	630
GE.BD.340\310.BF	340	-	310	-	Baudouin	6M16G330/5	W50°	Stage 0	E	300x135x190	2700	400	8	630
GE.CU.346\301.BF	330	375	300	344	Cummins	QSL9G5	W50°	Stage 0	E	300x135x188	2513	400	9	630
GE.DW.340\310.BF	335	390	300	345	Doosan	P126TI-II	W50°	Stage 0	E	300x135x190	2594	400	9	630
GE.DZ.350\315.BF	350	374	315	338	Deutz	BF6M 1015 C G1	W50°	Stage 2	E	300x135x206	2503	400	8	630
GE.PK.335\300.BF	335	389	300	352	Perkins	1506A-E88TAG5	W50°	Stage 0	E	300x135x180	2807	400	9	630
GE.SC.335\304.BF	350	360	320	340	Scania	DC09 072A 02 13	W50°	Stage 0	E	300x135x194	2773	400	9	630
GE.VO.360\325.BF	350	360	320	340	Volvo	TAD 1341 GE	W50°	Stage 2	E	300x135x194	3300	400	10	630

350 kVA

GE.AI.385\350.BF	385	418	350	380	FPT	C13TE2A	W50°	Stage 2	E	300x135x188	2956	400	8	630
GE.BD.385\350.BF	385	-	350	-	Baudouin	6M21G385/5	W50°	Stage 0	E	300x135x188	2911	400	7	630
GE.DW.400\365.BF	405	445	365	400	Doosan	DP126LB	W50°	Stage 0	E	300x135x215	2777	400	8	630
GE.DZ.390\350.BF	390	-	350	-	Deutz	BF6M 1015 C G2	W50°	Stage 2	E	300x135x170	2587	400	8	630
GE.PK.400\350.BF	400	440	350	400	Perkins	2206A-E13TAG2	W50°	Stage 0	E	300x135x200	3203	400	8	630
GE.VO.375\350.BF	375	438	350	401	Volvo	TAD 1342 GE	W50°	Stage 2	E	300x135x194	3300	400	8	630

375 kVA

GE.DZ.410\380.BF	412	426	380	387	Deutz	BF6M 1015CP	W50°	Stage 2	E	300x135x170	2737	400	7	630
GE.SC.410\375.BF	410	451	375	410	Scania	DC13 072A 02 11	W50°	Stage 0	E	300x135x194	3194	400	8	630
GE.VO.410\375.BF	410	451	375	410	Volvo	TAD 1343 GE	W50°	Stage 2	E	300x135x194	3436	400	8	630

400 kVA

GE.AI.440\400.BF	440	462	400	420	FPT	C13TE3A	W50°	Stage 2	E	312x135x196	3155	400	6	630
GE.BD.440\400.BF	440	-	400	-	Baudouin	6M21G440/5	W50°	Stage 0	E	312x135x196	3116	400	7	630
GE.DW.460\420.BF	470	510	410	445	Doosan	P158 LE	W50°	Stage 0	E	312x135x220	3176	400	7	630
GE.PK.450\400.BF	450	438	400	400	Perkins	2206A-E13TAG3	W50°	Stage 0	E	320x135x200	3354	400	7	630
GE.SC.456\413.BF	450	501	410	456	Scania	DC13 072A 02 12	W50°	Stage 0	E	327x135x195	3266	400	7	630
GE.VO.450\410.BF	450	501	410	456	Volvo	TAD 1344 GE	W50°	Stage 2	E	305x135x194	3451	400	7	630



GE.BF

Power Generators 450 - 700 kVA

1500/1800 RPM DIESEL
50 / 60 HZ 400-230 V/480-277 V



50 HZ 60 HZ



50 HZ 60 HZ



BRAND



CODE



COOLING



STAGE



GOVERNOR



L x W x H



WEIGHT kg



TANK It



LOAD @ 75% - h



SWITCH A

450 kVA

GE.AI.500\450.BF	500	550	450	475	FPT	C13TE6W	W50°	Stage 0	E	350x150x195	3342	400	6	800
GE.BD.500\450.BF	500	-	450	-	Baudouin	6M21G500/5	W50°	Stage 0	E	350x150x200	3216	400	6	800
GE.DW.500\460.BF	510	570	450	520	Doosan	DP158 LCF	W50°	Stage 0	E	350x150x200	3611	400	6	800
GE.DZ.480\450.BF	480	512	450	464	Deutz	BF8M 1015CG1	W50°	Stage 2	E	350x152x218	3065	400	6	800
GE.MT3A.500\450.BF	500	550	450	500	MTU	10V 1600 G10F	W50°	Stage 3A	E	350x150x210	3666	400	6	800
GE.PK.500\450.BF	500	550	455	500	Perkins	2506C-E15TAG1	W50°	Stage 2	E	350x150x220	3740	400	6	800
GE.SC.503\456.BF	503	553	450	503	Scania	DC13 072A 02 13	W50°	Stage 0	E	350x150x195	3336	400	7	800
GE.VO.500\450.BF	500	501	450	456	Volvo	TAD 1345 GE	W50°	Stage 2	E	350x150x195	3481	400	6	800

500 kVA

GE.AI.550\500.BF	550	605	500	550	FPT	C13TE7W	W50°	Stage 0	E	350x150x215	3445	400	5	800
GE.CU.550\500.BF	550	500	500	450	Cummins	QSX15G8	W50°	Stage 2	E	350x150x215	3789	400	6	800
GE.DW.580\520.BF	580	652	530	568	Doosan	DP158 LDF	W50°	Stage 0	E	350x150x206	3714	400	5	800
GE.DZ.560\510.BF	560	588	510	536	Deutz	BF8M 1015CP	W50°	Stage 2	E	350x150x190	3179	400	5	800
GE.MT3A.550\500.BF	550	630	500	575	MTU	10V 1600 G20F	W50°	Stage 3A	E	350x150x210	3809	400	6	800
GE.PK.550\500.BF	550	563	500	500	Perkins	2506C-E15TAG2	W50°	Stage 2	E	350x150x220	3843	400	5	800
GE.SC.553\503.BF	553	553	503	503	Scania	DC13 072A 02 14	W50°	Stage 0	E	350x150x215	3539	400	6	800
GE.VO.550\500.BF	550	645	500	573	Volvo	TAD 1641 GE	W50°	Stage 2	E	350x150x215	3707	400	6	800

550 kVA

GE.DW.625\560.BF	630	694	570	629	Doosan	DP180LAF	W50°	Stage 0	E	350x150x200	4120	400	5	1000
GE.SC.613\555.BF	613	607	555	550	Scania	DC16 093A 02 52	W50°	Stage 0	E	350x150x215	3894	400	5	1000
GE.VO.630\570.BF	625	660	570	600	Volvo	TAD 1642 GE	W50°	Stage 2	E	350x150x215	3994	400	5	1000

600 kVA

GE.AI.620\600.BF	617	700	595	630	FPT	C16TE1W	W50°	Stage 0	E	350x150x195	3835	400	5	1000
GE.BD.660\600.BF	660	-	600	-	Baudouin	6M33G660/5	W50°	Stage 0	E	372x160x210	5057	400	5	1000
GE.DW.710\640.BF	710	748	640	678	Doosan	DP180LBF	W50°	Stage 0	E	350x150x200	4275	400	4	1000
GE.MT.650\600.BF	650	690	600	630	MTU	12V 1600 G10F	W50°	Stage 2	E	350x150x218	4281	400	5	1000
GE.PK.660\600.BF	660	680	600	625	Perkins	2806A-E18TAG1A	W50°	Stage 0	E	350x155x210	4431	400	5	1000
GE.SC.660\600.BF	660	660	600	600	Scania	DC16 078A 02 41	W50°	Stage 0	E	350x150x218	4064	400	5	1000
GE.VO.650\596.BF	650	690	596	625	Volvo	TAD 1642 GE	W50°	Stage 2	E	350x150x218	4007	400	5	1000
GE.VO.700\630.BF	700	761	630	685	Volvo	TWD 1643 GE	W50°	Stage 2	E	350x150x218	4743	400	5	1000

650 kVA

GE.BD.715\650.BF	715	-	650	-	Baudouin	6M33G715/5	W50°	Stage 0	E	375x160x210	5199	400	4	1000
GE.DW.760\680.BF	750	880	680	800	Doosan	DP222LBF	W50°	Stage 0	E	350x150x200	4474	400	4	1000
GE.MT.700\650.BF	700	750	650	680	MTU	12V 1600 G20F	W50°	Stage 2	E	350x150x210	4428	400	5	1000
GE.PK.715\650.BF	715	687	650	625	Perkins	2806A-E18TAG2	W50°	Stage 0	E	350x155x210	4573	400	5	1000
GE.SC.715\650.BF	715	715	650	650	Scania	DC16 078A 02 42	W50°	Stage 0	E	350x150x218	4306	400	5	1000
GE.VO.715\650.BF	715	752	650	684	Volvo	TWD 1644 GE	W50°	Stage 2	E	350x150x218	4841	400	4	1000

700 kVA

GE.SC.770\700.BF	770	770	700	700	Scania	DC16 078A 02 43	W50°	Stage 0	E	350x150x218	4586	400	4	1000
GE.VO.770\700.BF	770	800	700	727	Volvo	TWD 1645 GE	W50°	Stage 2	E	365x150x218	5178	400	4	1000



50 HZ 60 HZ



50 HZ 60 HZ



BRAND



CODE



COOLING



STAGE



GOVERNOR



L x W x H



WEIGHT kg



TANK lt



LOAD@75%-h



SWITCH A

750 kVA

GE.BD.825\750.BF	825	-	750	-	Baudouin	6M33G825/5	W50°	Stage 0	E	395x168x215	5521	No tank	n.a.	1250
GE.DW.825\750.BF	825	930	750	845	Doosan	DP222 LCF	W50°	Stage 0	E	365x150x200	4754	400	4	1250

800 kVA

GE.BD.900\810.BF	900	-	810	-	Baudouin	12M26G900/5	W50°	Stage 0	E	430x200x240	6740	No tank	n.a.	1250
GE.CU.890\800.BF	886	1000	805	910	Cummins	QSK23G3	W50°	Stage 0	E	418x167x216	6298	No tank	n.a.	1250
GE.MT.870\780.BF	865	-	783	-	MTU	12V 2000 G26F	W50°	Stage 0	E	410x170x210	6487	No tank	n.a.	1250
GE.PK.880\800.BF	880	940	800	845	Perkins	4006-23TAG3A	W50°	Stage 0	E	380x175x220	6002	No tank	n.a.	1250

900 kVA

GE.BD.1000\900.BF	1000	-	910	-	Baudouin	12M26G1000/5	W50°	Stage 0	E	430x200x240	6892	No tank	n.a.	1600
GE.CU.1030\940.BF	1029	1132	935	1029	Cummins	QST30G3	W50°	Stage 0	E	450x200x216	6818	No tank	n.a.	1600
GE.MT.1000\910.BF	1005	-	910	-	MTU	16V 2000 G16F	W50°	Stage 0	E	450x200x215	7084	No tank	n.a.	1600

1000 kVA

GE.CU.1101\1001.BF	1100	-	1000	-	Cummins	KTA38G5	W50°	Stage 0	E	450x180x225	8568	No tank	n.a.	1600
GE.BD.1120\1020.BF	1120	-	1020	-	Baudouin	12M26G1100/5	W50°	Stage 0	E	480x210x240	7334	No tank	n.a.	1600
GE.CU.1100\1000.BF	1100	1256	1000	1146	Cummins	QST30G4	W50°	Stage 0	E	420x200x235	7305	No tank	n.a.	1600
GE.MT.1100\1000.BF	1106	-	1005	-	MTU	16V 2000 G26F	W50°	Stage 0	E	450x200x215	7646	No tank	n.a.	1600
GE.PK.1130\1000.BF	1124	1125	1022	1000	Perkins	4008-TAG2A	W50°	Stage 0	E	470x175x220	7970	No tank	n.a.	1600

1100 kVA

GE.BD.1250\1125.BF	1250	-	1125	-	Baudouin	12M33G1250/5	W50°	Stage 0	E	480x220x240	8392	No tank	n.a.	2000
GE.MT.1260\1140.BF	1254	-	1135	-	MTU	16V 2000 G36F	W50°	Stage 0	E	460x180x240	7936	No tank	n.a.	2000
GE.PK.1250\1125.BF	1250	-	1125	-	Perkins	4008 30TAG3	W50°	Stage 0	E	480x210x220	9184	No tank	n.a.	2000



1250 kVA

GE.BD.1400\1250.BF	1400	-	1250	-	Baudouin	12M33G1400/5	W50°	Stage 0	E	520x220x255	8745	No tank	n.a.	2000
GE.CU.1390\1260.BF	1386	1610	1260	1418	Cummins	KTA50G3	W50°	Stage 0	E	520x170x240	10184	No tank	n.a.	2000
GE.MH.1390\1260.BF	1390	1500	1280	1350	Mitsubishi	S12R-PTA	W50°	Stage 0	E	450x200x235	11544	No tank	n.a.	2000
GE.MT.1370\1250.BF	1370	-	1250	-	MTU	18V 2000 G26F	W50°	Stage 0	E	520x190x255	8837	No tank	n.a.	2000
GE.PK.1380\1250.BF	1378	1378	1253	1253	Perkins	4012-46TWG2A	W50°	Stage 0	E	485x180x235	9660	No tank	n.a.	2000

1400 kVA

GE.CU.1540\1400.BF	1540	-	1400	-	Cummins	KTA50G8	W50°	Stage 0	E	560x200x240	11209	No tank	n.a.	2000
GE.MH.1540\1400.BF	1520	1680	1380	1520	Mitsubishi	S12R-PTA2	W50°	Stage 0	E	450x200x235	11444	No tank	n.a.	2000
GE.PK.1500\1370.BF	1500	1500	1364	1364	Perkins	4012-46TWG3A	W50°	Stage 0	E	520x190x255	9778	No tank	n.a.	2000

1500 kVA

GE.BD.1700\1500.BF	1700	-	1500	-	Baudouin	16M33G1700/5	W50°	Stage 0	E	540x230x260	10679	No tank	n.a.	2500
GE.CU.1690\1540.BF	1690	-	1540	-	Cummins	QSK50G4	W50°	Stage 0	E	480x200x250	12323	No tank	n.a.	2500
GE.MH.1690\1540.BF	1650	1880	1510	1700	Mitsubishi	S12R-PTAA2	W50°	Stage 0	E	480x200x260	11752	No tank	n.a.	2500
GE.PK.1660\1500.BF	1656	1656	1505	1505	Perkins	4012-46TWG4A	W50°	Stage 0	E	510x230x240	10104	No tank	n.a.	2500

1700 kVA

GE.BD.1900\1750.BF	1900	-	1750	-	Baudouin	16M33G1900/5	W50°	Stage 0	E	560x230x270	11117	No tank	n.a.	3200
GE.MH.1900\1730.BF	1880	2000	1720	1820	Mitsubishi	S16R-PTA	W50°	Stage 0	E	530x200x260	13860	No tank	n.a.	2500
GE.MT.1820\1650.BF	1815	1875	1650	1700	MTU	12V 4000 G14F	W50°	Stage 0	E	500x200x250	12453	No tank	n.a.	2500
GE.PK.1880\1700.BF	1876	1880	1705	1710	Perkins	4012-46TAG3A	W50°	Stage 0	E	510x220x270	11915	No tank	n.a.	2500

1900 kVA

GE.CU.2080\1890.BF	2079	-	1890	-	Cummins	QSK60G3	W50°	Stage 0	E	600x250x280	13906	No tank	n.a.	3200
GE.MH.2090\1900.BF	2080	2280	1900	2070	Mitsubishi	S16R-PTA2	W50°	Stage 0	E	530x200x255	14528	No tank	n.a.	3200
GE.MT.2040\1850.BF	2035	2200	1850	2000	MTU	12V 4000 G24F	W50°	Stage 0	E	500x200x250	12901	No tank	n.a.	3200
GE.PK.2030\1850.BF	2028	-	1844	-	Perkins	4016-61TRG1	W50°	Stage 0	E	550x250x270	13473	No tank	n.a.	3200

2000 kVA

GE.CU.2240\2040.BF	2237	-	2034	-	Cummins	QSK60G4	W50°	Stage 0	E	600x250x280	14190	No tank	n.a.	3200
GE.MH.2200\2000.BF	2200	-	2000	-	Mitsubishi	S16R-PTAA2	W50°	Stage 0	E	602x215x255	14820	No tank	n.a.	3200
GE.MT.2300\2100.BF	2300	2500	2100	2275	MTU	16V 4000 G14F	W50°	Stage 0	E	610x230x300	14735	No tank	n.a.	3200
GE.PK.2265\2060.BF	2250	-	2000	-	Perkins	4016-61TRG2	W50°	Stage 0	E	600x220x255	13757	No tank	n.a.	3200

2300 kVA

GE.MH.2500\2280.BF	2500	-	2280	-	Mitsubishi	S16R2-PTAW	W50°	Stage 0	E	610x230x300	16966	No tank	n.a.	4000
GE.MT.2530\2300.BF	2530	2750	2300	2500	MTU	16V 4000 G24F	W50°	Stage 0	E	610x230x300	15714	No tank	n.a.	4000
GE.PK.2500\2250.BF	2500	-	2250	-	Perkins	4016-61TRG3	W50°	Stage 0	E	610x230x300	14216	No tank	n.a.	4000

2500 kVA

GE.MH.2640\2400.BF	2640	-	2400	-	Mitsubishi	S16R2-PTAW-E	W50°	Stage 0	E	610x230x300	18298	No tank	n.a.	4000
GE.MT.2800\2550.BF	2805	3125	2550	2813	MTU	20V 4000 G14F	W50°	Stage 0	E	665x232x278	19322	No tank	n.a.	4000

2800 kVA

GE.CU.3000\2750.BF	3000	-	2750	-	Cummins	QSK78G9	W50°	Stage 0	E	650x200x275	18997	No tank	n.a.	4000
GE.MT.3000\2800.BF	3080	3438	2800	3125	MTU	20V 4000 G24F	W50°	Stage 0	E	650x200x275	19492	No tank	n.a.	4000

3000 kVA

GE.MT.3360\3000.BF	3355	3750	3050	3450	MTU	20V 4000 G34F	W50°	Stage 0	E	650x200x275	20033	No tank	n.a.	5000
---------------------------	------	------	------	------	-----	---------------	------	---------	---	-------------	-------	---------	------	------



Engine

- Heavy duty air filter
- Fuel/Water separator filter
- Engine liquids -40 °C
- Oil suction pump
- Dual redundant starter motors
- Super hot 230 Vac engine pre-heater
- Automatic oil refilling system
- Electrical driven radiator



Alternator

- 230 Vac anti-condensation heaters
- RTD-PT100 probes on stator windings
- PT100 probe on bearings
- Temperature control unit up to 4 PT100 probes
- Joint and bell housing for coupling in double-bearing alternators



Batteries

- Redundant battery system
- DC isolator
- Maintenance free high efficiency starter batteries
- 24Vdc NiCd starter batteries



Exhaust

- Catalytic converter (CAT)
- Particulate filter (DPF)
- Spark arrestor
- Residential muffler -35 dBA
- Assembly of residential muffler on board
- Exhaust bellow with flexible joint





Electrical system

- On board motorized circuit breaker for parallel management
- QPE**
- 16-relay module
- RS485 Converter LAN/USB
- MASTER / SLAVE device
- GSM remote management modem
- Remote panel
- Remote management software
- WEB remote management system via LAN/GSM/GPRS with GPS
- Option with QBM DSE7320 controller on board
- Option with QBM ComAp AMF25 controller on board
- QLE / QMC**
- Differential protection



Fuel Supply

- Oversized tank on board
- Quick coupling connectors with 3-way valve for external fuel tank connection
- Automatic fuel refilling system on board



Separate Switching Panels - ATS

Separate Parallel Panels

Services

- Factory Acceptance Test (FAT)
- Vibration test



Tanks

- Double wall fuel tanks with feet and tear valve
- Single wall fuel tank for outdoor use with bunded base and roof



External tanks and automatic fuel refilling systems

- Automatic fuel refilling system on trestle
- Tanks with bunded base on trestle

QC Switching and Automatic Panels

QC Model	Genset Power kVA		Max Current A	Change Over Switch Type	Dimensions (L x W x H) cm	Weight Kg	IP N
	400 V	230 V					
QC1.0060	40	22	60	Contactors 4P	60x25x80	47	54
QC1.0090	60	35	90		60x25x80	48	54
QC1.0125	90	50	125		60x25x80	50	54
QC1.0250	165	90	250		60x25x80	56	54
QC2.0400	275	150	400	Motorized change over switch 4P 230V	60x50x160	109	54
QC2.0630	410	250	630		60x50x160	125	54
QC2.0800	550	300	800		60x50x160	128	54
QC3.1250	800	450	1250		80x60x160	220	54
QC4.1600	1050	--	1600		80x80x190	270	54
QC4.2000	1400	--	2000		80x80x190	310	54
QC4.2500	1700	--	2500		80x80x190	350	54
QC4.3150	2200	--	3200		100x100x190	450	54
QC5.4000	2500	--	4000		260x100x190	700	54
QC5.5000	3000	--	5000		260x100x190	800	54



QLTS Load Transfer Switch Panels

QC Model	Genset Power kVA		Max Current A	Change Over Switch Type	Dimensions (L x W x H) cm	Weight Kg	IP N
	400 V	230 V					
QLTS.060	40	22	60	Motorized change over switch 4P 230V	40x16x45	13	54
QLTS.100	60	35	100		40x16x45	13	54
QLTS.160	100	58	160		52x20x60	20	54
QLTS.250	165	90	250		52x20x60	22	54
QLTS.400	275	150	400		60x28x80	40	54
QLTS.630	410	250	630		60x28x80	45	54



QP.APM Parallel Panels

QP Model	Reference Current	Genset Power kVA	Dimensions (L x W x H) cm	IP N
	A			

QP.APM.BM Management parallel modules on board without power switch

QP.APM.BM.DSE	-	130 - 3000	-	54
QP.APM.BM.COM	-	130 - 3000	-	54

QP.APM Management parallel modules with power switch


QP.APM1	250	60 - 160	60 x 60 x 190	54
QP.APM2	400	180 - 260	60 x 60 x 190	54
QP.APM3	800	300 - 550	60 x 60 x 190	54
QP.APM4	1250	600 - 800	80 x 60 x 190	54
QP.APM5	1600	900 - 1150	80 x 60 x 190	54
QP.APM6	2000	1200 - 1400	80 x 60 x 190	54
QP.APM7	2500	1450 - 1650	80 x 60 x 190	54
QP.APM8	3200	1700 - 2200	100 x 100 x 190	54
QP.APM9	4000	2300 - 2800	100 x 100 x 190	54
QP.APM10	5000	2900 - 3500	120 x 100 x 190	54

O.QP.S107.CONV RS485/USB Converter for remote connection to a PC



CONTAINER 20' 30' 40' HC LT


Model	Feet	Description	Power GS	Dimensions
			kVA	cm
20'				
CONTAINER-20-LT-01	20'	Coibented Container 20' - LT Version	450 / 700 BF	606 x 244 x 259
CONTAINER-20-75D-01	20'	Soundproofed Container 20' - acoustic isolation 75 dBA at 7 mt. (+/-3 dBA)	300 / 450 BF	606 x 244 x 259
CONTAINER-20-65D-01	20'	Soundproofed Container 20' - acoustic isolation 65 dBA at 7 mt. (+/-3 dBA)	300 / 450 BF	606 x 244 x 259
CONTAINER-20-55D-01	20'	Soundproofed Container 20' - acoustic isolation 55 dBA at 7 mt. (+/-3 dBA)	300 / 450 BF	606 x 244 x 259
CONTAINER-20HC-LT-01	20' HC	Coibented Container 20' HC - LT Version	800 / 1250 BF	606 x 244 x 289
CONTAINER-20HC-75D-01	20' HC	Soundproofed Container 20' HC - acoustic isolation 75 dBA at 7 mt. (+/-3 dBA)	450 / 700 BF	606 x 244 x 289
CONTAINER-20HC-70D-EV	20' HC	Soundproofed Container 20' HC, internal muffler- Std., acoustic isolation 70 dBA at 7 mt.	800 / 1250 BF	606 x 244 x 289
CONTAINER-20HC-65D-01	20' HC	Soundproofed Container 20' HC - acoustic isolation 65 dBA at 7 mt. (+/-3 dBA)	450 / 700 BF	606 x 244 x 289
CONTAINER-20HC-55D-01	20' HC	Soundproofed Container 20' HC - acoustic isolation 55 dBA at 7 mt. (+/-3 dBA)	450 / 700 BF	606 x 244 x 289
CONTAINER-20HC-POW-01	20'	Container 20', for power panel	For panel	606 x 244 x 259
CONTAINER-20-CIS-01	20'	Container 20', for Tank	For Tank	606 x 244 x 259
30'				
CONTAINER-30HC-LT-01	30' HC	Coibented Container 30' HC - LT Version	1300 / 1700 BF	913 x 244 x 290
CONTAINER-30HC-LT-02	30' HC	Coibented Container 30' HC - LT Version	1800 / 3000 BF	913 x 244 x 290
CONTAINER-30HC-75D-01	30' HC	Soundproofed Container 30' HC - acoustic isolation 75 dBA at 7 mt. (+/-3 dBA)	800 / 1250 BF	913 x 244 x 290
CONTAINER-30HC-75D-02	30' HC	Soundproofed Container 30' HC - acoustic isolation 75 dBA at 7 mt. (+/-3 dBA)	1300 / 1700 BF	913 x 244 x 290
CONTAINER-30HC-65D-01	30' HC	Soundproofed Container 30' HC - acoustic isolation 65 dBA at 7 mt. (+/-3 dBA)	800 / 1250 BF	913 x 244 x 290
40'				
CONTAINER-40HC-LT-01	40' HC	Coibented Container 40' HC - LT Version	1300 / 1700 BF	1219 x 244 x 289
CONTAINER-40HC-LT-02	40' HC	Coibented Container 40' HC - LT Version	1800 / 3000 BF	1219 x 244 x 289
CONTAINER-40HC-75D-01	40' HC	Soundproofed Container 40' HC - acoustic isolation 75 dBA at 7 mt. (+/-3 dBA)	800 / 1250 BF	1219 x 244 x 289
CONTAINER-40HC-75D-02	40' HC	Soundproofed Container 40' HC - acoustic isolation 75 dBA at 7 mt. (+/-3 dBA)	1300 / 1700 BF	1219 x 244 x 289
CONTAINER-40HC-75D-03	40' HC	Soundproofed Container 40' HC - acoustic isolation 75 dBA at 7 mt. (+/-3 dBA)	1800 / 3000 BF	1219 x 244 x 289
CONTAINER-40HC-65D-01	40' HC	Soundproofed Container 40' HC - acoustic isolation 65 dBA at 7 mt. (+/-3 dBA)	800 / 1250 BF	1219 x 244 x 289
CONTAINER-40HC-65D-02	40' HC	Soundproofed Container 40' HC - acoustic isolation 65 dBA at 7 mt. (+/-3 dBA)	1300 / 1700 BF	1219 x 244 x 289
CONTAINER-40HC-65D-03	40' HC	Soundproofed Container 40' HC - acoustic isolation 65 dBA at 7 mt. (+/-3 dBA)	1800 / 3000 BF	1219 x 244 x 289
CONTAINER-40HC-55D-01	40' HC	Soundproofed Container 40' HC - acoustic isolation 65 dBA at 7 mt. (+/-3 dBA)	800 / 1250 BF	1219 x 244 x 289
CONTAINER-40-HC-01	40'	Container 40', for power panel	For panel	1219 x 244 x 259





CONTAINER

Iso Range 20'/20'HC - 30'/30'HC - 40'/40' HC



Access door

it allows to enter the genset room for inspection

Residential muffler -35 dBA

on the roof it guarantees an acoustic reduction of the exhaust

Air intake louvres

guarantee a suitable ventilation in all conditions

Wide opening doors 180°

Emergency devices

lever to stop the fuel and EPO



Tear valve

interrupts the flow of diesel fuel in the event of an emergency



Padding material

is composed of different types like class 1 micro-perforated panels




Discharge passage

allows to connect the muffler outside the engine



Electrical system

lighting and internal EMF facilitate the staff when inside



Sound-absorbing partitions

reduce the noise perceived outside



IP door gasket
it guarantees a remarkable tightness to isolate the generated noise



Air intake louvres
and special attenuators prevent noise dissipation




Door lock
for soundproof and tamperproof



Maintenance doors
they guarantee a comfortable inspection and maintenance


***Electrical Driven Radiator**




70 EDR* model
residential -40 dBA muffler built-in in the roof



70 EDR* model
fully removable machine, big tank on board and room forced ventilation



70 EDR* model
VSD driven fan remote radiator properly sized for the temperature



Air outlet louvres
with metal mesh to protect the expulsion from leaves/dirt

ISO corner castings



Forklift tunnels
to ensure safe lifting and handling



Emergency button
lever to stop the oil and EPO




Air intake louvres
guarantee a suitable ventilation in all conditions



Control & Command panel IP 55
accessible from the outside



Residential Muffler
on the roof it guarantees an acoustic reduction of the exhaust noise



Louvres
special inclined grills to protect against rain and wire anti-mouse mesh



Access

Control panel cabinet inspection door (double door)

Control panel cabinet inspection door (single door)

Panic release pushbutton for service door

Expulsion compartment walkway

Double hinged door with wide (180°) opening

Shelter above access door (for single hinged control panel)

Shelter above access door (for double hinged control panel)

Doorstop




Aspiration / Expulsion

Front vertical air outlet louvres

Vertical gravity louvres

Vertical motorized louvres

VSD driven fan remote radiator



Exhaust

External muffler with insulated casing

Internally mounted muffler



Fuel Supply

Tanks and automatic fuel refilling systems

Double wall tanks with feet, with tear valve

4000/5000 Lts. tank space-optimized

External refill with signal lamp for Container

External refill with analogue level indicator

Fuel connections with 3-way valve & quick couplings

Bunded floor area with drainage to the outside

Tank installation in Container with dividing fireproof wall



Certifications

Rina Certification

Atex Certification



Fire Prevention System

Fire detection kit Including thermal and optical sensors, control unit, optical and acoustic indicator, emergency button

Fire extinguishing kit with CO2 gas, including: CO2 cylinder, gas collection manifolds, distribution piping and nozzles

Fire detection and extinguishing kit

PTFE oil hoses reinforced with stainless steel sleeve



Electrical System

Installation and connection of power panel

Dedicated panel room with external access door

Cable entry from below

Outdoor container lighting

Door opening alarm system

Air extractor with ambient probe

Engine compartment electric heating kit

Automatic container temperature control system



Painting

Total custom container painting

High resistance painting for corrosive environments



Various

Galvanized checkered floor plates, thickness 3+2 mm

Testing Rooms

TR1

Testing Room 1 from 5 to 1000 kW Certified for phonometric tests

LOW Voltage

50 Hz
400 - 380 - 230 V
60 Hz
480 - 240 - 208 - 220 - 277 V

DC Voltage

48 VDC



Features of Testing Room N° 1

- 607 kW x 2 automatic test with 10 load steps
- 35 kW automatic test with 10 load steps
- 10 kW automatic test in DC with 10 load steps
- Full tests with 6 PT 100 probes, 3 thermal probes
- Air flow test with anemometer
- Vibrations test
- Phonometric test
- Data registration by MODBUS

TR2


Testing Room 2 from 250 to 4000 kW

LOW Voltage

50 Hz
400 - 380 - 230 V
60 Hz
480 - 240 - 208 - 220 - 277 V

MEDIUM Voltage

50 Hz
3/3.3 - 6/6.3/6.6 - 10/11 - 15 kV
60 Hz
4 - 7.2/11.4 - 12.4/13 kV



Features of Testing Room N° 2

- 3000 kW automatic test with 20 load steps
- Multi-voltage transformer with MV cells
- Full tests with 6 PT 100 probes, 3 thermal probes
- Parallel test for up to 6 containers
- Air flow test with anemometer
- Vibrations test
- Phonometric test
- Data registration by MODBUS

About us



45
Years of experience

Company

Elcos is located in Northern Italy, in the province of Cremona. It has been operating in the domestic and international market for over forty-five years.



Elcos researches and develops products that use innovative technologies in order to optimize its production efficiency and performances provided by its systems, offering the user (from 1 to 3150 kVA) a customized product.

Elcos is an independent group that designs and produces in Italy power generation systems (emergency and self-production) intended for the international market. ELCOS has promoted an internal behavioural code based on customer satisfaction.

Product quality and customer satisfaction: the passions that guide us. The R&D department is constantly studying the possibilities of technological innovation to improve the products proposed, to explore the possibilities of new products and to improve production processes. Always focused on quality, ensuring conformity of the product and the processes according to legislation, by respecting environmental issues.



The R&D department implements existing systems and looks forward to future opportunities that can meet the needs of customers.

Other Elcos products

<i>GE-RB</i>	<i>GE-SS</i>	<i>GE-BF</i>	<i>GE-TLC</i>	<i>GMV-BF</i>	<i>NO BREAK</i>
<i>GDC-HS</i>	<i>GDC-SAPS</i>	<i>GE-ECHO</i>	<i>GE-ZIP</i>	<i>TF</i>	<i>AGRIPLUS</i>

Installations/References




ELCOS
POWER GENERATORS

ELCOS SRL
Strada Statale 234 Km 58.250 -
26023 Grumello Cremonese CR - Italy
tel +39 0372 72330 - fax +39 0372 7233220
PI 01084730199
info@elcos.net - elcos@pec.elcos.net



assistenza@elcos.net
+39.0372.7233300
elcos.net/service



www.elcos.net